



An Introduction to Project Management

September 14, 2023
Session 1



Today's objectives

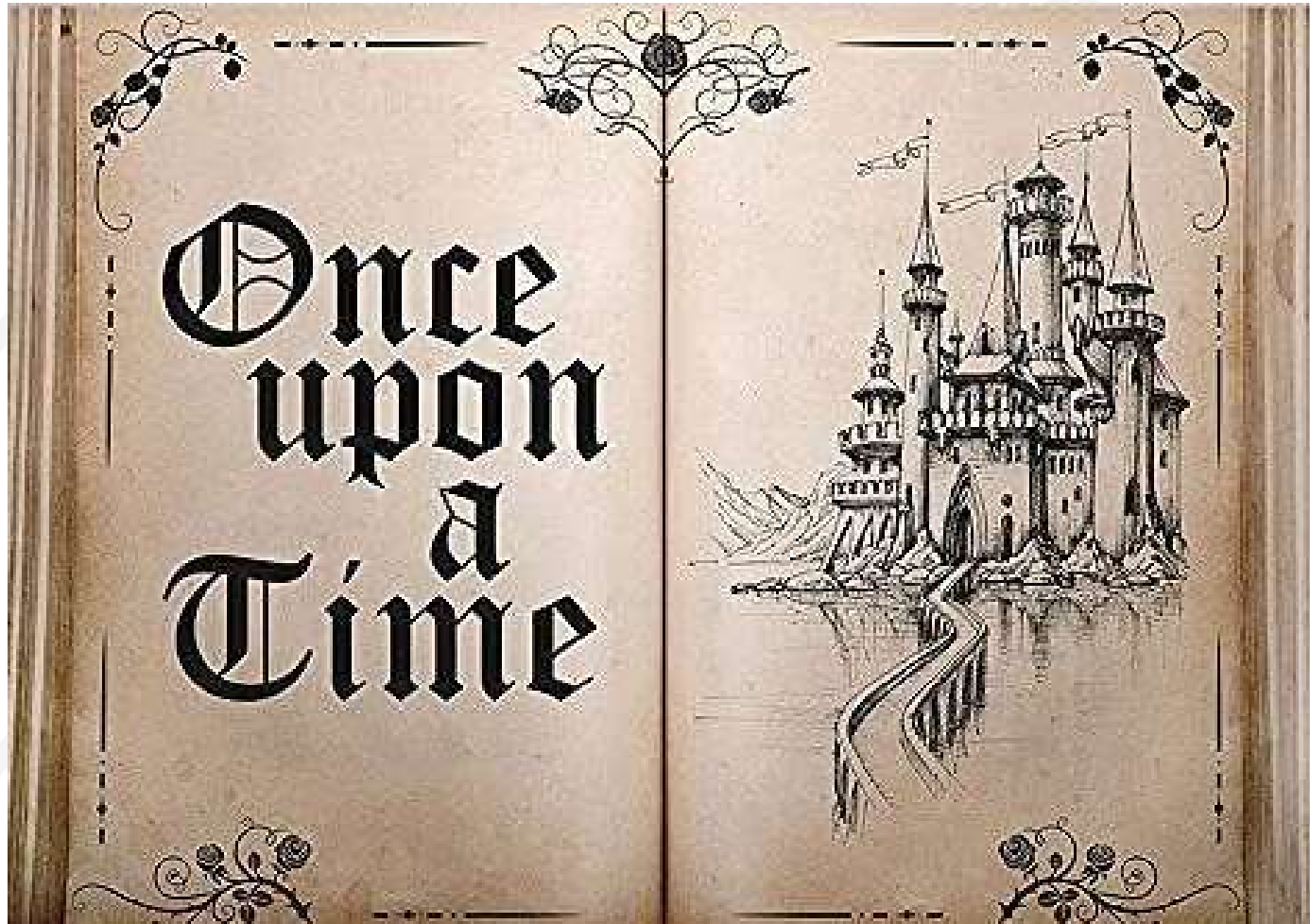
- Define “project” and “project management”
- Distinguish between a project and operations
- Describe the role of the project manager
- Explain the “waterfall” and “agile” approaches
- Highlight key tools used by project managers
- Discuss the benefits of project management
- Q & A session
- Plan for sessions 2, 3, and 4


Please introduce yourself to your neighbor

- Name
- Organization
- Experience with Project Management
- Favorite Fairy Tale



Fairy Tales and Projects





**“A project is a
temporary endeavor
undertaken to create a unique
product, service, or result.”**

Project Management Institute (PMI). 2017. *A Guide to the Project Management Body of Knowledge (PMBOK Guide)* (6th ed.), p. 4.

“Project Management
is the application of
knowledge, skills,
tools, and techniques
to project activities to meet
the project requirements.”

Project Management Institute (PMI). 2017. *A Guide to the Project Management Body of Knowledge (PMBOK Guide)* (6th ed.), p. 10.

Projects originate from **strategy** or **necessity**

- Market demand
- Strategic opportunity or business need
- Social need
- Customer requests
- Environmental considerations
- Technological advancement
- Legal or regulatory requirements
- A current or predicted problem

Is it a project?

1. Developing a new mobile app
2. Onboarding new employees
3. Designing a new drug
4. Reducing employee hiring time
5. Unloading a moving van
6. Using an app to track customer complaints
7. Administering flu shots
8. Buying a new home

“A project is a temporary endeavor undertaken to create a unique product, service, or result.”
(PMBOK)

A Project:

1. Developing a new app
3. Designing a new drug
4. Reducing hiring time
8. Buying a home

NOT a Project:

2. Onboarding new employees
5. Unloading a moving van
6. Using an app to track complaints
7. Administering flu shots



The Role of a Project Manager

The role of a project manager

- The role of a project manager is critical in ensuring the successful **planning**, **execution**, and **completion** of a project.
- Project managers are **responsible for overseeing all aspects of a project**, from initiation to closure.
- **Their role can vary** depending on the specific **project, organization, and industry**.

PM key responsibilities and roles

- Project Planning
- Scope Management
- Stakeholder Management
- Team Leadership
- Risk Management
- Resource Allocation
- Time Management
- Budget Management
- Quality Assurance
- Communication
- Conflict Resolution
- Closure and Evaluation
- Continuous Improvement



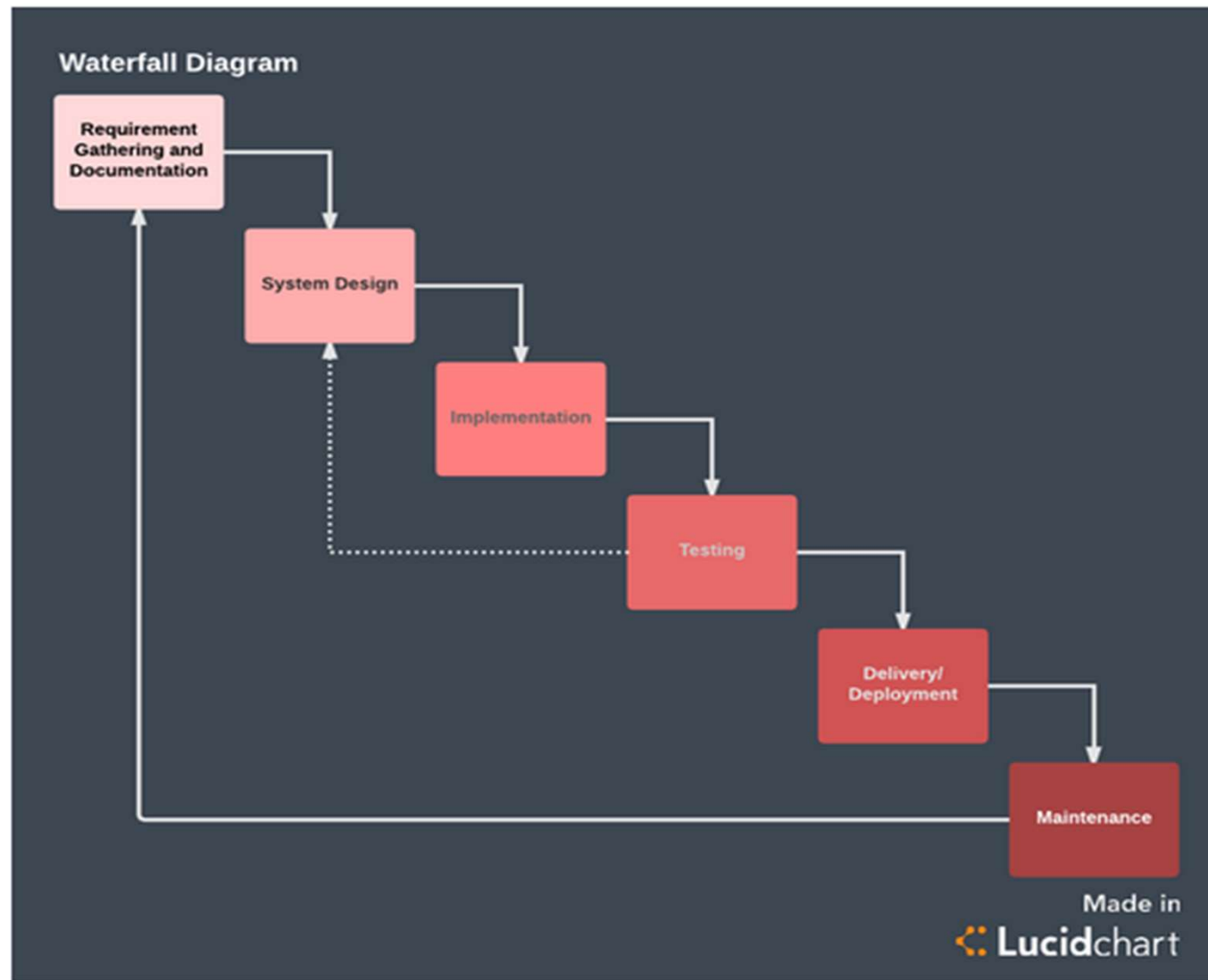
Project Management Waterfall Approach





A **waterfall approach** to project management uses:

- a sequential methodology
- divided into distinct & iterative phases
- to achieve the project goals.



Waterfall diagram

See <https://www.lucidchart.com/blog/pros-and-cons-of-waterfall-methodology>

Waterfall Approach:

Project Management Process Groups

- ✓ Initiating
- ✓ **Planning**
- ✓ Executing
- ✓ Monitoring & Controlling
- ✓ Closing

Waterfall Approach:

Project Management Bodies of Knowledge ("PMBOK")

- Scope Management
- Time Management
- Cost Management
- Quality Management
- Resource Management
- Risk Management
- Communications Mgmt
- Procurement Mgmt
- Stakeholder Engagement
- Integration Mgmt

Each **Process Group** has specific activities and deliverables.

PROJECT PROCESS GROUPS and ASSOCIATED ACTIVITIES & DELIVERABLES				
INITIATING	PLANNING	EXECUTING	MONITORING/ CONTROLLING	CLOSING
ACTIVITIES Gather high-level information and requirements about project.	ACTIVITIES Build WBS Create project schedule Identify purchases Get quotes Define scope Identify risks Determine communications	ACTIVITIES Hold Kickoff Meeting Resources execute plan PM manage team / project Make purchases Ensure scope is adhered to Communicate Deliver product	ACTIVITIES Status meetings / reporting Change control activities	ACTIVITIES Transition to support Store documents Collect final invoices Finalize budgeted & actual costs Conduct Lessons Learned Write closeout report
DELIVERABLES <ul style="list-style-type: none"> • <i>Project Charter</i> 	DELIVERABLES <ul style="list-style-type: none"> • <i>WBS</i> • <i>Project Schedule</i> • <i>Budget</i> • <i>Scope Document</i> • <i>Risk Plan</i> • <i>Communication Plan</i> 	DELIVERABLES <ul style="list-style-type: none"> • <i>Work to be completed</i> • <i>Product and documents</i> • <i>Product / service</i> 	DELIVERABLES <ul style="list-style-type: none"> • <i>Status Reports, metrics, information</i> • <i>Change Control documents</i> 	DELIVERABLES <ul style="list-style-type: none"> • <i>Closeout Reports</i> • <i>Final budget</i> • <i>Support documents</i>

[See PMI Process Groups - Overview of the Project Phases - ProjectBliss.net | Project management](#)

Example: Stakeholder Engagement

Processes:

- Identify Stakeholders
- Plan Stakeholder Management
- Manage Stakeholder Engagement
- Control Stakeholder Engagement

Tools & Techniques:

- Communication skills
- Conflict management and negotiation skills
- Cultural awareness & political awareness

Project Manager Actions:

- ☐ Performs stakeholder identification, analysis, and risk management
- ☐ Assesses their influence, level of involvement and potential impact on the project
- ☐ Develops the Stakeholder Register
- ☐ Develops the Stakeholder Engagement Plan
- ☐ Executes, monitors & controls the plan

Example: Communications Management

Processes:

- Plan communications management
- Manage communications
- Control communications

Tools & Techniques:

- Communication requirements analysis
- Expert judgment, interpersonal skills
- Communication technology & methods
- Effective meetings & documentation

Project Manager Actions:

- ☐ Focuses on information and communication needs of project stakeholders; conducts requirements analysis
- ☐ Builds an effective project team
- ☐ Plans how to store, maintain, distribute, and retrieve project information and documentation; manages related processes.
- ☐ Creates Communications Plan, documenting expectations so project information reaches the people who need it, in the form and level of detail need for their roles.
- ☐ Executes, monitors & controls the communication plan


Waterfall (R)evolution

The linear, sequential approach to some projects is the right fit if structure and predictability is key to success.

A hybrid approach – taking the best of waterfall and blending it with greater flexibilities, like those used in an agile environment – is evolving.



Agile Methodology



Agile methodology is...

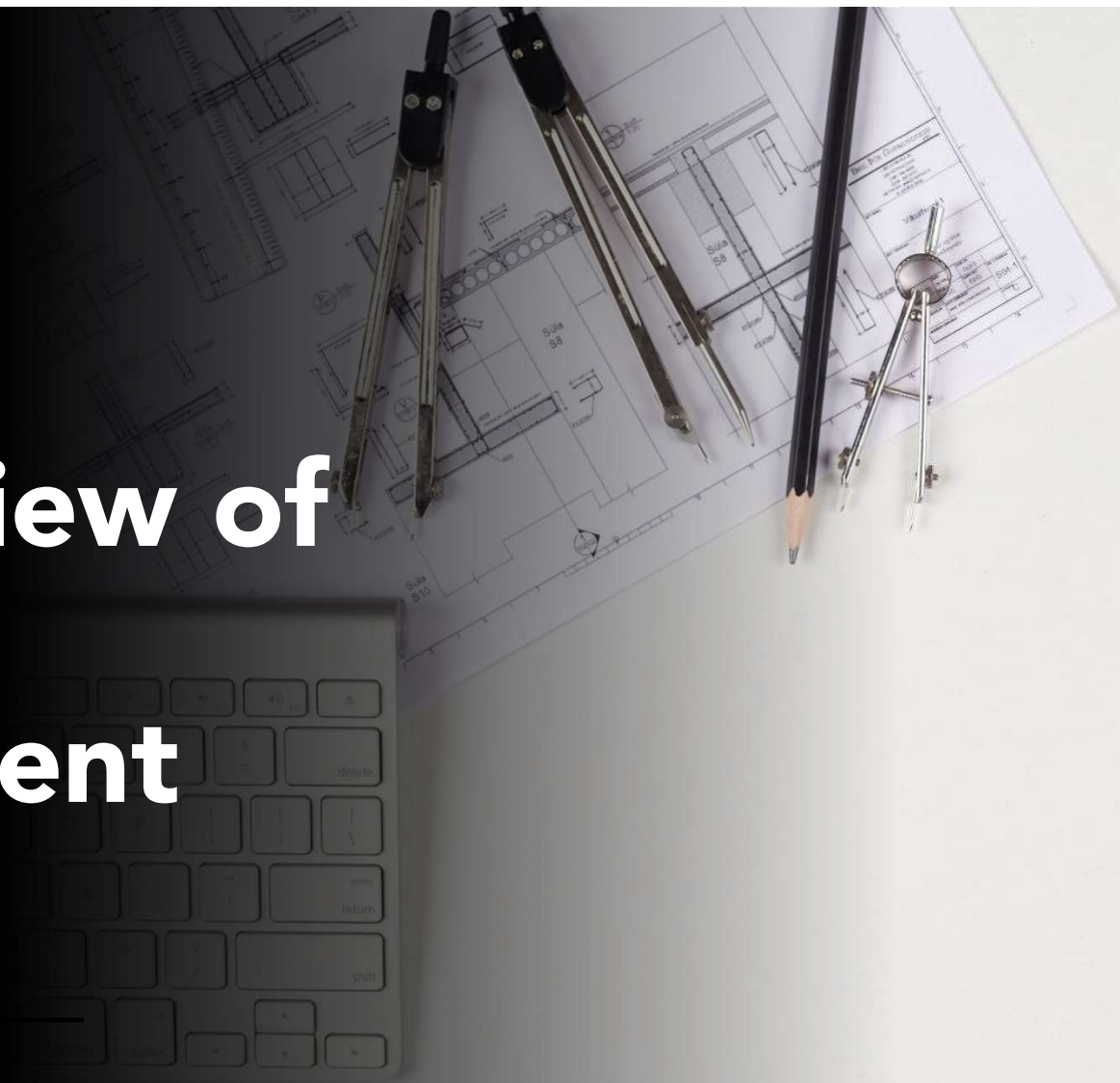
...a **flexible** and **iterative approach** to project management that focuses on delivering value to customers or stakeholders through **frequent, incremental,** and **collaborative work**. It is widely used in software development but can be applied to various types of projects

Detailed description of Agile methodology

- Iterative and Incremental
- Customer-Centric
- Cross-Functional Teams
- Product Backlog
- User Stories
- Sprints
- Daily Standup Meetings
- Continuous Testing and Quality Assurance
- Frequent Deliveries
- Retrospectives
- Adaptability
- Visual Tools



An Overview of Project Management Tools



Sampling of Project Management Tools

- Stakeholder List
- Problem Statement
- Scope Statement
- List of Requirements
- WBS
- Task Estimates
- Gantt Chart
- Organization Chart
- Responsibility Matrix
- Budget
- Risk information forms
- Risk log
- Management Plans
- Request for proposal
- Project schedule

Stakeholder List

Name	Title	Department / Company	Objectives, Requirements and Interests
Fairy Godmother	Godmother	Heaven	Help Cinderella find her true love
Cinderella	Young Maiden	Home	Escape her current life

Name	Level of Influence (High, Medium Low)	Contributions	Concerns
Fairy Godmother	High	Love and magic	Cinderella gets home before midnight
Cinderella	High	Willingness to try	Does she have faith in herself

Problem Statement

Cinderella cannot escape her current life and enjoy her rights, freedom, and inheritance. She is given rags to wear, is treated like a slave and is not allowed to meet new friends, especially those who might want to court her.

Cinderella dreams of going to a royal ball, engage with society, and use her skills to contribute to society but this cannot be done due to her mean and controlling stepmother and stepsisters.

Scope statement

Cinderella and her team arrange for Cinderella to go to the royal ball, arriving at 8 pm in an elegant horse drawn carriage. She is wearing a beautifully fitted gown and enjoys all the other items shown in the list of requirements.

Cinderella networks with nobility who give her insights of how to escape her current circumstances and overcome her adversaries controlling influence.

List of requirements

- *Magic*

- Enclosed coach
- 4 white horses
- 2 footman
- Arrive at 8pm
- Leave at midnight
- Blue chiffon ball gown
- Pair of glass slippers
- Tiara
- Quartz crystal teardrop earrings
- Quartz crystal necklace
- Above the elbow white gloves
- Makeup
- Perfume

WBS

Prepare for Ball

1. Clothing

- 1.1 Sew Gown
- 1.2. Sew Gloves
- 1.3 Create Slippers

2. Accessories

- 2.1 Make Tiara
- 2.2 Make Earrings
- 2.3. Make Necklace
- 2.4 Get Makeup
- 2.5 Get Perfume

3. Transportation

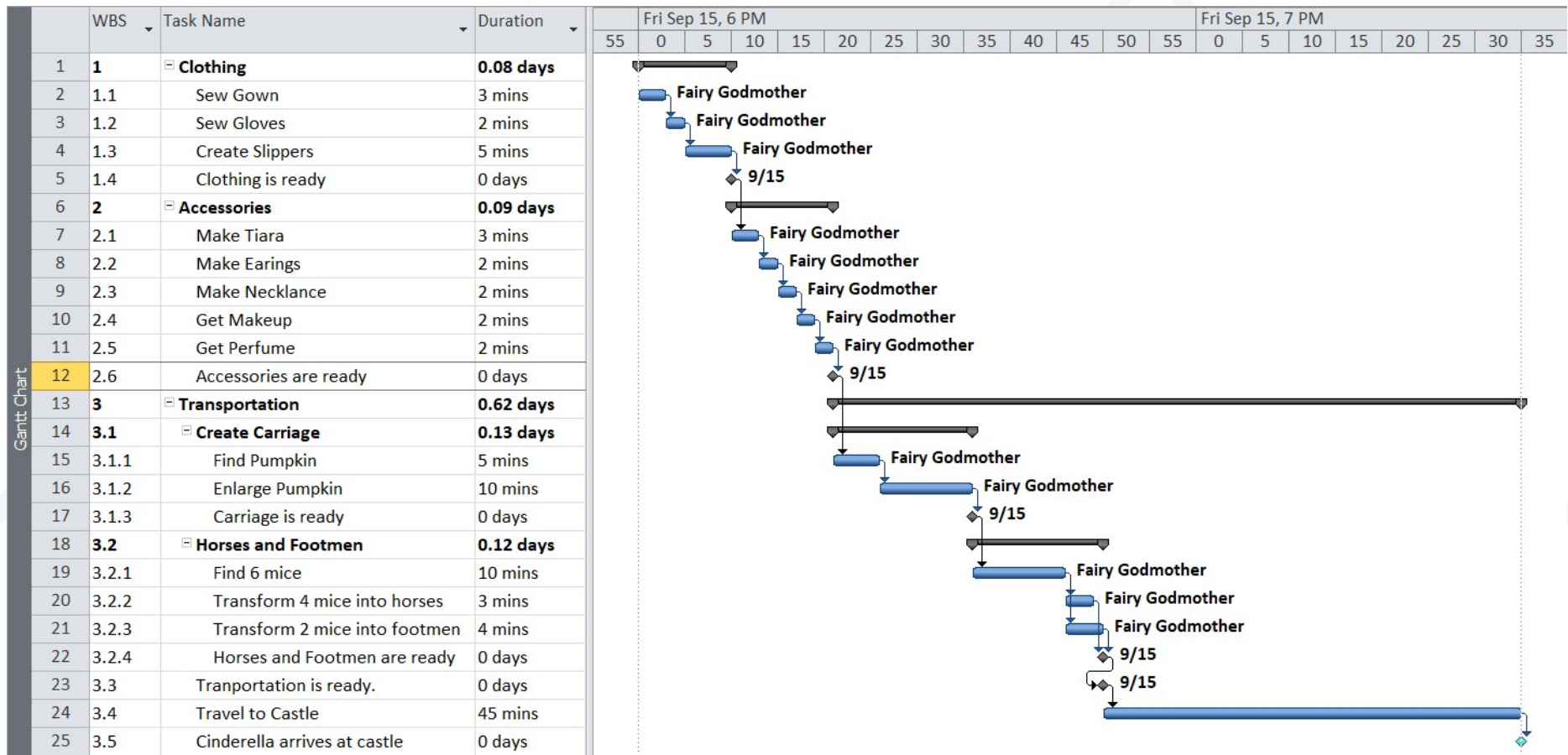
- 3.1 Create Carriage
 - 3.1.1 Find Pumpkin
 - 3.1.2 Enlarge Pumpkin
- 3.2 Horses and Footmen
 - 3.2.1 Find 6 mice
 - 3.2.2 Mice into horses
 - 3.2.3 Mice into footmen

Task Estimates

Task Name	Duration
Clothing	
Sew Gown	3 mins
Sew Gloves	2 mins
Create Slippers	5 mins
Accessories	
Make Tiara	3 mins
Make Earrings	2 mins
Make Necklance	2 mins
Get Makeup	2 mins
Get Perfume	2 mins

Task Name	Duration
Transportation	
Create Carriage	
Find Pumpkin	5 mins
Enlarge Pumpkin	10 mins
Horses and Footmen	
Find 6 mice	10 mins
Transform 4 mice into horses	3 mins
Transform 2 mice into footmen	4 mins
Travel to Castle	45 mins

Gantt Chart



Sampling of Project Management Tools

- ✓ Stakeholder List
- ✓ Problem Statement
- ✓ Scope Statement
- ✓ List of Requirements
- ✓ WBS
- ✓ Task Estimates
- ✓ Gantt Chart
- Organization Chart
- Responsibility Matrix
- Budget
- Risk information forms
- Risk log
- Management Plans
- Request for proposal
- Project schedule

Excuse me...


- ✓ Stakeholder List
- ✓ Problem Statement
- ✓ Scope Statement
- ✓ List of Requirements
- ✓ WBS
- ✓ Task Estimates
- ✓ Gantt Chart
- Organization Chart
- Responsibility Matrix
- Budget
- Risk information forms
- Risk log
- Management Plans
- Request for proposal
- Project schedule

Do I really need
all these tools
and methods?



The background features a series of light gray, stylized mountain peaks. On the right side, there are three nested, dark blue chevrons pointing left, with a bright green chevron nested inside the middle one. The bottom of the slide is decorated with a jagged, multi-colored mountain range in shades of dark blue, green, and gray. Thin green lines form a border at the top and left edges.

Question & Answers

The slide features several decorative geometric elements. In the top left, there is a thin green line forming a right-angled corner. Along the bottom edge, there is a complex pattern of overlapping triangles in dark blue, light green, and grey. On the right side, there are two large, nested chevron shapes; the outer one is dark blue and the inner one is light green. The background is white with faint, light grey zigzag lines.

Plans for sessions 2, 3, and 4